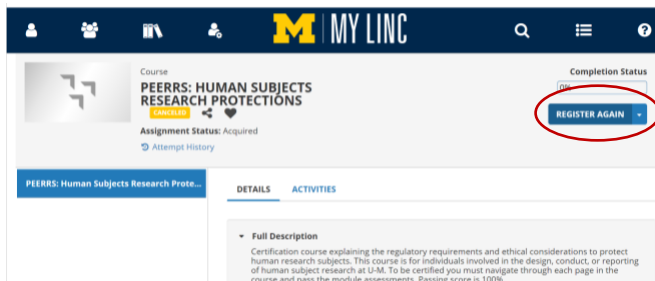


How to Register for a PEERRS Course

PEERRS is the University of Michigan's online *Program for Education and Evaluation in Responsible Research and Scholarship*. PEERRS courses are available in the U-M My LINC system. There are three (3) ways you can link to a PEERRS course in order to register for it in My LINC.

1. Starting from the PEERRS Web site (<http://my.research.umich.edu/peerrs/>), select the applicable course title from the [Training Requirements table](#).
2. Starting from within a My LINC email notification (for course renewals and expirations only), select the Registration Link.
3. Starting from within My LINC, select the applicable course topic from the PEERRS catalog.

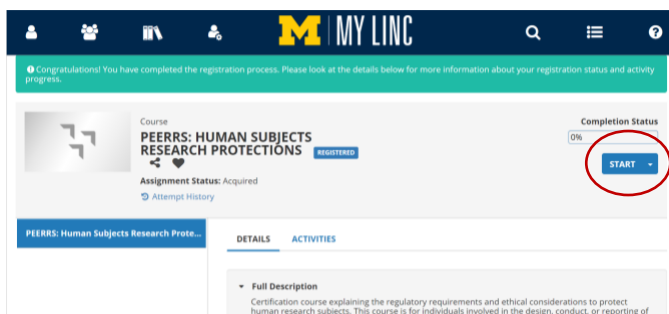
Starting from the PEERRS Website or My LINC Email Notification



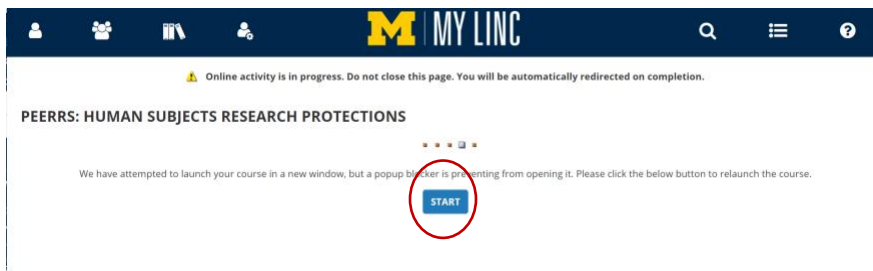
1. Click the **Register/Register Again** button.



2. Click the **Register** button

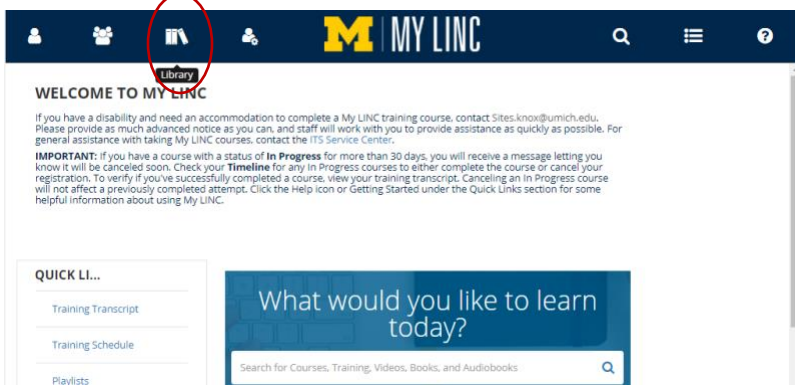


3. Click the **Start** button

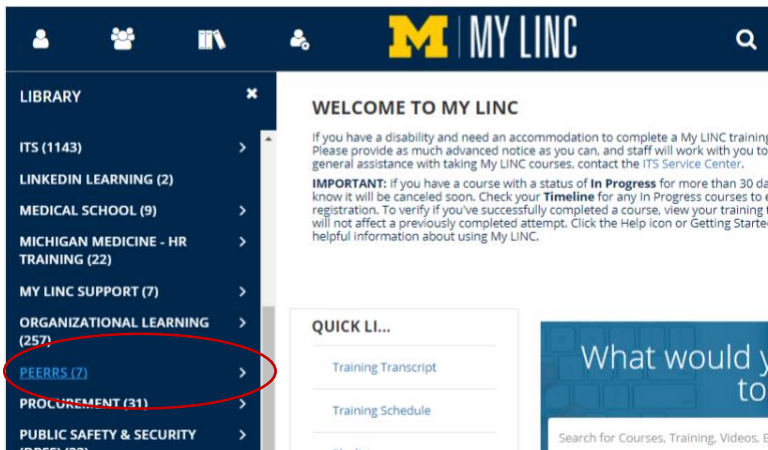


Click the **Start** button. The course will launch in a separate window. (Leave the original window open.)

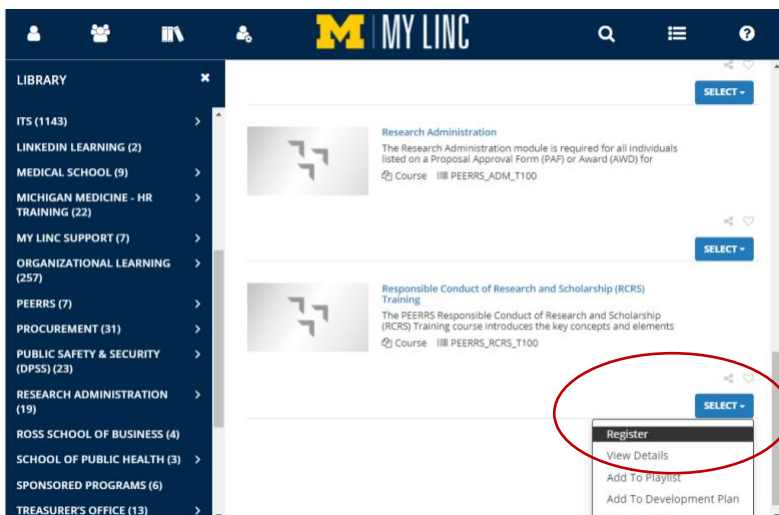
Starting from My LINC



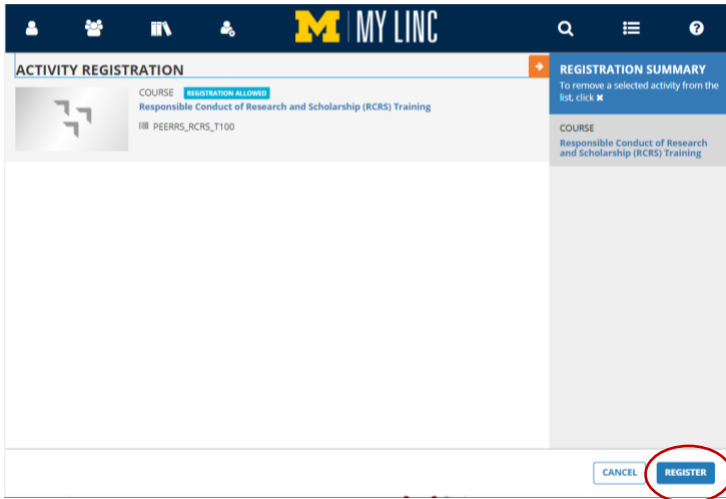
1. Click the **Library** icon from the top menu



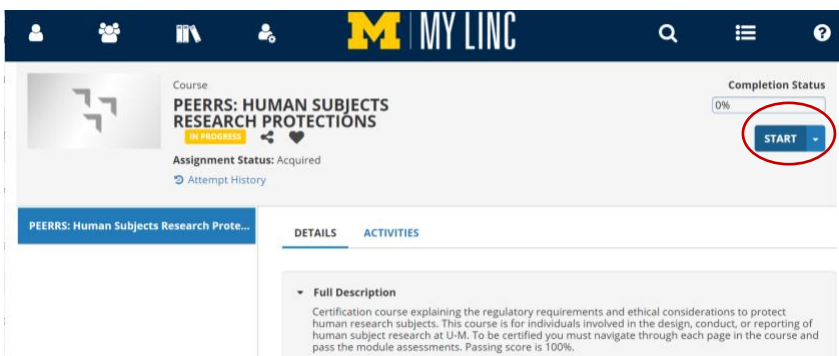
2. Select the **PEERRS** catalog from the left-hand menu



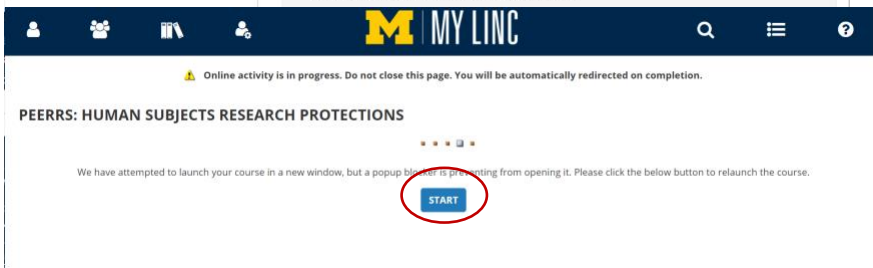
3. Scroll to the appropriate course and use the **Select** button to choose **Register**



4. Select the **Register** button



5. Click the **Start** button



6. Click the **Start** button. The course will launch in a separate window. (Leave the original window open.)